

DNM2 Antibody (monoclonal) (M01)**Mouse monoclonal antibody raised against a partial recombinant DNM2.****Catalog # AT1802a****Specification**

DNM2 Antibody (monoclonal) (M01) - Product Information

Application	WB, E
Primary Accession	P50570
Other Accession	BC054501
Reactivity	Human
Host	mouse
Clonality	Monoclonal
Isotype	IgG1 Kappa
Calculated MW	98064

DNM2 Antibody (monoclonal) (M01) - Additional Information**Gene ID** 1785**Other Names**

Dynamin-2, DNM2, DYN2

Target/Specificity

DNM2 (AAH54501, 611 a.a. ~ 710 a.a) partial recombinant protein with GST tag. MW of the GST tag alone is 26 KDa.

Dilution

WB~~1:500~1000

E~~N/A

Format

Clear, colorless solution in phosphate buffered saline, pH 7.2 .

Storage

Store at -20°C or lower. Aliquot to avoid repeated freezing and thawing.

Precautions

DNM2 Antibody (monoclonal) (M01) is for research use only and not for use in diagnostic or therapeutic procedures.

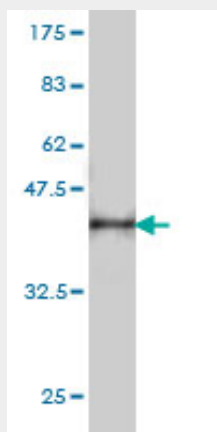
DNM2 Antibody (monoclonal) (M01) - Protocols

Provided below are standard protocols that you may find useful for product applications.


- [Western Blot](#)
- [Blocking Peptides](#)
- [Dot Blot](#)

- [Immunohistochemistry](#)
- [Immunofluorescence](#)
- [Immunoprecipitation](#)
- [Flow Cytometry](#)
- [Cell Culture](#)

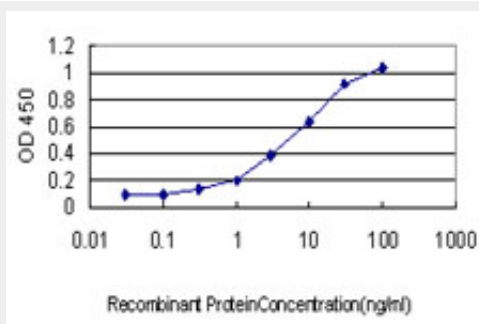
DNM2 Antibody (monoclonal) (M01) - Images



Antibody Reactive Against Recombinant Protein. Western Blot detection against Immunogen (36.63 kDa) .



DNM2 monoclonal antibody (M01), clone 6C9 Western Blot analysis of DNM2 expression in HeLa (Cat # AT1802a)



Detection limit for recombinant GST tagged DNM2 is approximately 0.3ng/ml as a capture antibody.

DNM2 Antibody (monoclonal) (M01) - Background

Dynamins represent one of the subfamilies of GTP-binding proteins. These proteins share considerable sequence similarity over the N-terminal portion of the molecule, which contains the GTPase domain. Dynamins are associated with microtubules. They have been implicated in cell processes such as endocytosis and cell motility, and in alterations of the membrane that accompany certain activities such as bone resorption by osteoclasts. Dynamins bind many proteins that bind actin and other cytoskeletal proteins. Dynamins can also self-assemble, a process that stimulates GTPase activity. Five alternatively spliced transcripts encoding different proteins have been described. Additional alternatively spliced transcripts may exist, but their full-length nature has not been determined.

DNM2 Antibody (monoclonal) (M01) - References

Centrosome-related genes, genetic variation, and risk of breast cancer. Olson JE, et al. Breast Cancer Res Treat, 2010 May 28. PMID 20508983. Association study of 182 candidate genes in anorexia nervosa. Pinheiro AP, et al. Am J Med Genet B Neuropsychiatr Genet, 2010 Jul. PMID 20468064. Expanding the clinical, pathological and MRI phenotype of DNM2-related centronuclear myopathy. Susman RD, et al. Neuromuscul Disord, 2010 Apr. PMID 20227276. Internalization of coxsackievirus A9 is mediated by β 2-microglobulin, dynamin, and Arf6 but not by caveolin-1 or clathrin. Heikkilä O, et al. J Virol, 2010 Apr. PMID 20089652. Adult course in dynamin 2 dominant centronuclear myopathy with neonatal onset. Melberg A, et al. Neuromuscul Disord, 2010 Jan. PMID 19932619.